
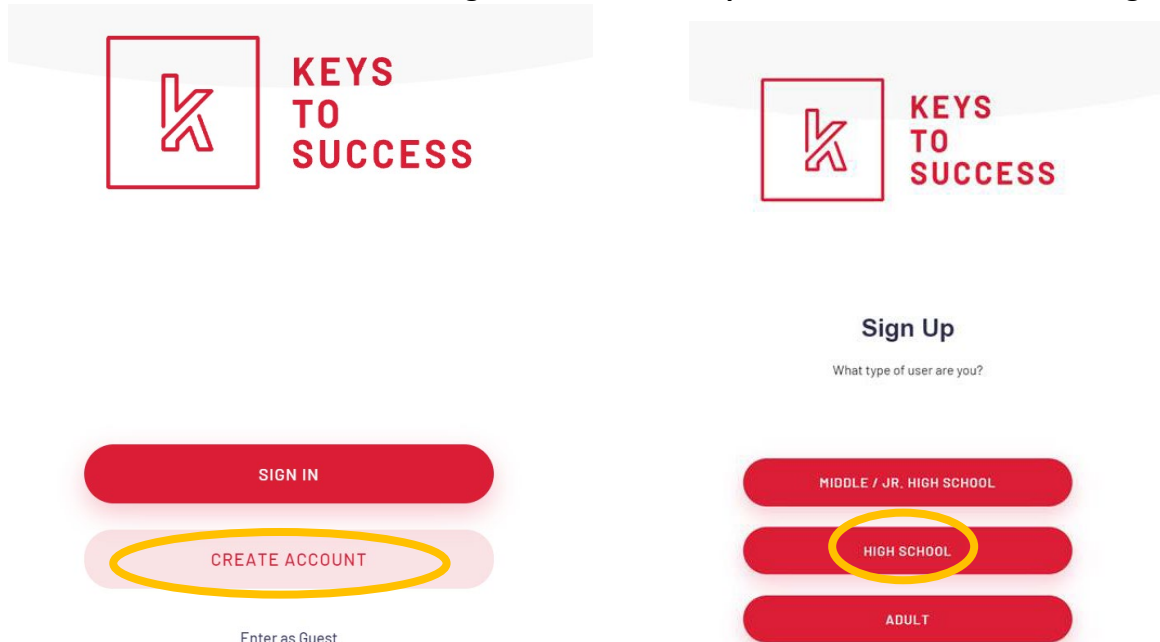


Desktop: How to Create a Keys to Success Login

- The account creation process takes less than 5 minutes.
 - Students may need to activate their account by entering the certification code sent via email.
 - **Most importantly, admin verification is not necessary to be able to use the features within the KTS platform.** The verification step is there so high school students can redeem prizes otherwise they would not be able to accumulate points.
1. Go to <https://www.ktsutah.org> and click the “Log In” button at the top of the webpage. Then select “Student”.



2. Select “Create Account” or click “Sign-In” for the reset password link. Then select “High School”.




3. Fill out the “Sign Up” form with your personal email, first & last name, etc.

Sign Up


Email

Confirm Email

Password 


First Name

Last Name

School 

Graduation Year
2025

Birthday
MM-DD-YYYY

Gender
Prefer not to say / Other 

Parent Email

NEXT

4. After submitting the sign-up form, you will be taken to the home page of the website.
- a. The UCAW student information will be available under the Tools and Resources section on October 4th.

